


DOREX FC/FH/FHA SERIES

COMMERCIAL LOCKSETS

DOREX

Dorex FC & FH series heavy duty lever locksets and FHA series heavy duty dead locks are recommended by door hardware specialists for moderate to high traffic commercial buildings. Dorex brand products are recognized for value while delivering leading edge technology and security.



- Non handed
- Fits doors from 1-3/8" (35mm) to 1-3/4" (44mm) thick
- Standard backset 2-3/4" (70mm); optional 2-3/8" (60mm)
- Fits ANSI 115.2 (160 and 161) door prep
- Solid brass 6-pin tumbler cylinder

- Standard keyway Schlage "C"
- Wide variety of functions available
- Removable steel thru-bolted mounting posts
- Large 3-1/2" (89mm) rose diameter
- Rose cover conceals mounting plate and screws
- Meets ADA requirements

- Easy installation for new construction or retrofit
- Conforms to ANSI A156.2 Series 4000 and ANSI A156.5, Grade 2
- 3-hour cUL fire rating
- 1-year mechanical limited warranty



02.020

DOREX FC/FH/FHA SERIES LOCKSETS

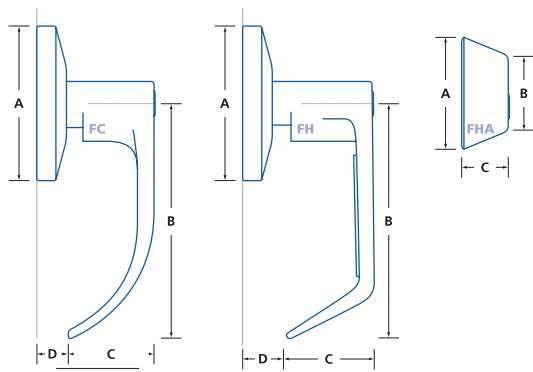
SPECIFICATION

All bored lever locks shall be DOREX FC or FH series. Locks shall meet the requirements of ANSI A156.2 Series 4000, Grade 2. Locks shall be adjustable for 1-3/8" (35mm) to 1-3/4" (44mm) thick doors. Locks shall fit standard 2-1/8" (55mm) cross bore (161 door prep). Latch bolt shall have standard 2-3/4" (70mm) backset with 1/2" (13mm) latch throw and UL listing for use on fire doors. Locks shall be reversible and supplied with all necessary mounting fasteners. **OPTIONAL:** Lockset trim shall be thru-bolted.

Auxiliary Locks: All bored dead locks shall be DOREX FHA series. Locks shall meet the requirements of ANSI A156.5, Grade 2. Locks shall be adjustable for 1-3/8" (35mm) to 1-3/4" (44mm) thick doors. Locks shall fit standard 2-1/8" (55mm) cross bore (161 door prep). Dead bolt shall have standard 2-3/4" (70mm) backset with 1" (25mm) bolt throw and UL listing for use on fire doors. Locks shall be reversible and supplied with all necessary mounting fasteners.

KEYING: Dorex Grade 2 cylindrical locks are available in a variety of keyways and keyed systems. Please contact a sales representative for more details.

SIZE CHART & SELECTION GUIDE

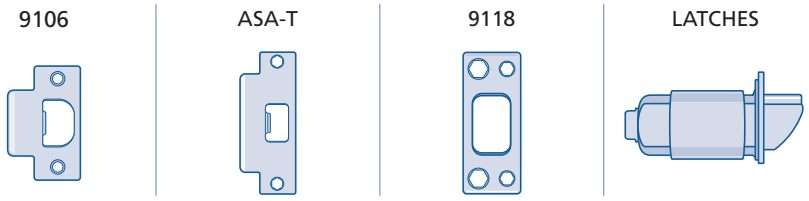


MODEL	A	B	C	D
FC	84mm (3 1/2")	114mm (4 1/2")	48mm (1 7/8")	13mm (1/2")
FH	84mm (3 1/2")	114mm (4 1/2")	48mm (1 7/8")	
FHA	65mm (2 9/16")	43mm (1 11/16")	25mm (1")	N/A

MODEL NO	FUNCTION	FINISH	PER CASE	WEIGHT KG/CASE
FC10	Passage	C26D, C3	12	14.9
FC17	Single dummy trim	C26D, C3	12	14.9
FC42	Privacy	C26D, C3	12	17.3
FC53	Entrance	C26D, C3	12	18.2
FC53-O	As above, with clutch	C26D, C3	12	18.2
FC70	Classroom	C26D, C3	12	18.7
FC80	Storeroom	C26D, C3	12	18.2
FC80-O	Storeroom with clutch	C26D, C3	12	18.2
FH10	Passage	C26D, C3	12	14.9
FH17	Single dummy trim	C26D, C3	12	14.9
FH42	Privacy	C26D, C3	12	17.3
FH53	Entrance	C26D, C3	12	18.2
FH53-O	As above, with clutch	C26D, C3	12	18.2
FH70	Classroom	C26D, C3	12	18.7
FH80	Storeroom	C26D, C3	12	18.2
FH80-O	Storeroom with clutch	C26D, C3	12	18.2
FHA51	Single cylinder deadlock with inside thumbturn	C26D, C3	20	13.5
FHA60	Double cylinder deadlock	C26D, C3	20	15.0

PARTS & ACCESSORIES

9106	T-type strike	FH002	2-3/4" Privacy latch – FC /FH 42
9106NH	Blank t-type strike, 1-1/8x2-3/4", NO HOLE	FH003	2-3/4" Passage latch – FC /FH 10
ASA-T	ASA strike w/adj tab	FH004	2-3/4" Deadlatch – FC /FH 53, 60, 70, 79, 80
9118	4 hole strike for wood frame, 1-1/8x2-3/4"	FH005	2-3/8" Deadlatch – FC /FH 53, 60, 70, 79, 80
FH001	2-3/8" Passage latch – FC /FH 10	FH010	2-3/8" Privacy latch – FC /FH 42



C26D – Satin chrome plated C32D – Satin stainless steel C3 – Polished brass plated PVD – Special order only N/A – Not Applicable